



Instruction Manual

Backroom Warmer

Model No. 2260, 2262, 2264









GOLD MEDAL[®] PRODUCTS CO.

10700 Medallion Drive, Cincinnati, Ohio 45241-4807 USA



SAFETY PRECAUTIONS

| | |
|---|--|
|  | <div data-bbox="792 289 1026 331">⚠ DANGER</div> <p>Machine must be properly grounded to prevent electrical shock to personnel. Failure to do so could result in serious injury, or death. Do NOT immerse any part of this equipment in water. Do NOT use excessive water when cleaning. Keep cord and plug off the ground and away from moisture. Always unplug the equipment before cleaning or servicing.</p> <div data-bbox="1252 516 1357 533">008GEND1112</div> |
|  | <div data-bbox="792 573 1026 615">⚠ DANGER</div> <p>Improper installation, adjustment, alteration, service or maintenance can cause property damage, injury or death. Any alterations to this equipment will void the warranty and may cause a dangerous condition. NEVER make alterations to this equipment. Read the Installation, Operating, and Maintenance Instructions thoroughly before installing, servicing, or operating this equipment. Make sure all machine switches are in the OFF position before plugging the equipment into the receptacle.</p> <div data-bbox="1271 867 1369 884">014GEND1112</div> |
|  | <div data-bbox="792 919 1042 961">⚠ WARNING</div> <p>To avoid burns, do NOT touch heated surfaces. Do NOT place or leave objects in contact with heated surfaces.</p> <div data-bbox="1271 1056 1369 1073">009GHW1112</div> |
|  | <div data-bbox="792 1108 1042 1150">⚠ WARNING</div> <p>ALWAYS wear safety glasses when servicing this equipment.</p> <div data-bbox="1260 1245 1369 1262">010GENW1112</div> |
|  | <div data-bbox="792 1297 1032 1339">⚠ CAUTION</div> <p>Do NOT allow direct contact of this equipment by the public when used in food service locations. Only personnel trained and experienced in the equipment operation may operate this equipment. Carefully read all instructions before operation.</p> <div data-bbox="1271 1455 1369 1472">012GENC1112</div> |
|  | <div data-bbox="792 1507 1032 1549">⚠ CAUTION</div> <p>This machine is NOT to be operated by anyone under the age of 18.</p> <div data-bbox="1271 1644 1369 1661">007GENC1112</div> |

NOTE: Improvements are always being made to Gold Medal's equipment. This information may not be the latest available for your purposes. It is critical that you call Gold Medal's Technical Service Department at 1-800-543-0862 for any questions about your machine operations, replacement parts, or any service questions. *(Gold Medal Products Company does not assume any liability for injury due to careless handling and/or reckless operation of this equipment.)*



INSTALLATION INSTRUCTIONS

Inspection of Shipment

After unpacking, check thoroughly for any damage which may have occurred in transit. Claims should be filed immediately with the transportation company. The warranty does not cover damage that occurs in transit, or damage caused by abuse, or consequential damage due to the operation of this machine, since it is beyond our control.


Setup

Your Backroom Warmer is completely assembled and tested at the factory. Remove all packing material and tape before starting operation.

Electrical Requirements

2260: 120 Volts, 100 Watts, 60 Hz.

2262, 2264: 120 Volts, 200 Watts, 60 Hz.

| | |
|--|---|
|  | ⚠ DANGER |
| | <p>Machine must be properly grounded to prevent electrical shock to personnel. Failure to do so could result in serious injury, or death.</p> <p>Do NOT immerse any part of this equipment in water.</p> <p>Do NOT use excessive water when cleaning.</p> <p>Keep cord and plug off the ground and away from moisture.</p> <p>Always unplug the equipment before cleaning or servicing.</p> |

Your electrician must furnish sufficient power for proper machine operation. We recommend this machine be on a dedicated and protected circuit. Failure to wire properly will void the warranty and may result in damage to the machine. It is Gold Medal Products Company's recommendation that this machine be plugged directly into a wall outlet. The use of extension cords is not recommended due to safety concerns, and may cause sacrificed and/or reduced performance.

Before You Plug In Machine

1. Make sure all machine switches are in the OFF position before plugging the equipment into the receptacle.
2. Make sure the wall outlet can accept the grounded plugs (where applicable) on the power supply cord.
3. The wall outlet must have the proper polarity. If in doubt, have a competent electrician inspect the outlet and correct if necessary.
4. **DO NOT** use a grounded to un-grounded receptacle adapter.
5. Install the unit in a level position.




OPERATING INSTRUCTIONS

Controls and Their Functions

MAIN SWITCH

Turns power to the heat elements "ON" or "OFF".

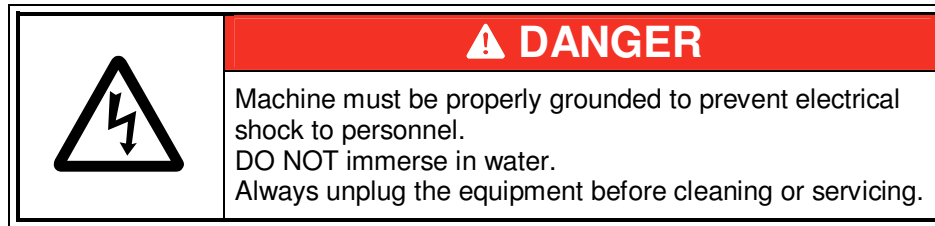


Main Switch



CARE AND CLEANING

1. Unplug the machine and clean it after use.
2. Clean the stainless steel covers with stainless steel cleaner. Gold Medal Products Company's Watchdog Stainless Steel Polish (P/N 2088) is recommended.
3. Make sure to clean all of the shelves in order to sanitize them before each use.



Good sanitation practice demands that all food preparation equipment be cleaned regularly. A clean looking, well-kept machine is one of the best ways of advertising your product.



MAINTENANCE INSTRUCTION



⚠ DANGER

Improper installation, adjustment, alteration, service, or maintenance can cause property damage, injury or death. Read the installation, Operating, and Maintenance Instructions thoroughly before installing or servicing this equipment.



⚠ DANGER

Do Not immerse the equipment in water. Unplug your machine before servicing.



⚠ WARNING

Adequate eye protection must be used when servicing this equipment to prevent eye injury.



⚠ CAUTION

THE FOLLOWING SECTIONS OF THIS MANUAL ARE INTENDED ONLY FOR QUALIFIED SERVICE PERSONNEL WHO ARE FAMILIAR WITH ELECTRICAL EQUIPMENT. THESE ARE NOT INTENDED FOR THE OPERATOR.



ORDERING SPARE PARTS

1. Identify the needed part by checking it against the photos, illustrations, and/or parts list.
2. When ordering, please include part number, part name, and quantity needed.
3. Please include your model number, serial number, and date of manufacture (located on the machine nameplate) with your order.
4. Address all parts orders to:

Parts Department
Gold Medal Products Co.
10700 Medallion Drive
Cincinnati, Ohio 45241-4807

Or, place orders by phone or online:

Phone: (800) 543-0862

(513) 769-7676

Fax: (800) 542-1496


(513) 769-8500

E-mail: info@gmpopcorn.com

Web Page: www.gmpopcorn.com



Warmer Front View



| Item | Part Description | Qty. | Part Number | | |
|------|----------------------------|------|-------------|-------|-------|
| | | | 2260 | 2262 | 2264 |
| 1 | 40 WATT FOIL HEATER | 2 | 79122 | | |
| | 40 WATT FOIL HEATER | 4 | | 79122 | |
| | 50 WATT FOIL HEATER | 4 | | | 79108 |
| 2 | 8-32 X 3/8 PHIL PAN HEAD | 8 | 87515 | 87515 | 87515 |
| 3 | ELEMENT COVER | 2 | 79313 | | |
| | ELEMENT COVER | 4 | | 79357 | 79313 |
| 4 | MALE HINGE SHORT | 2 | 41350 | | 41349 |
| 5 | FEMALE HINGE SHORT | 2 | 41354 | | 41355 |
| 6 | 8-32 X 3/8 PHIL PAN W/SEMS | 8 | 42227 | | 42227 |
| 7 | 8-32 ACORN NUT | 4 | 47702 | | 47702 |
| 8 | DOOR | 1 | 44060 | | 44060 |
| 9 | KNOB, LID LIFT | 1 | 47120 | | 47120 |
| 10 | MAGNET | 1 | 50013 | | 50013 |
| 11 | 8-32 X 1/2 FL HD PH SC | 1 | 20066 | | 20066 |



Warmer Back View

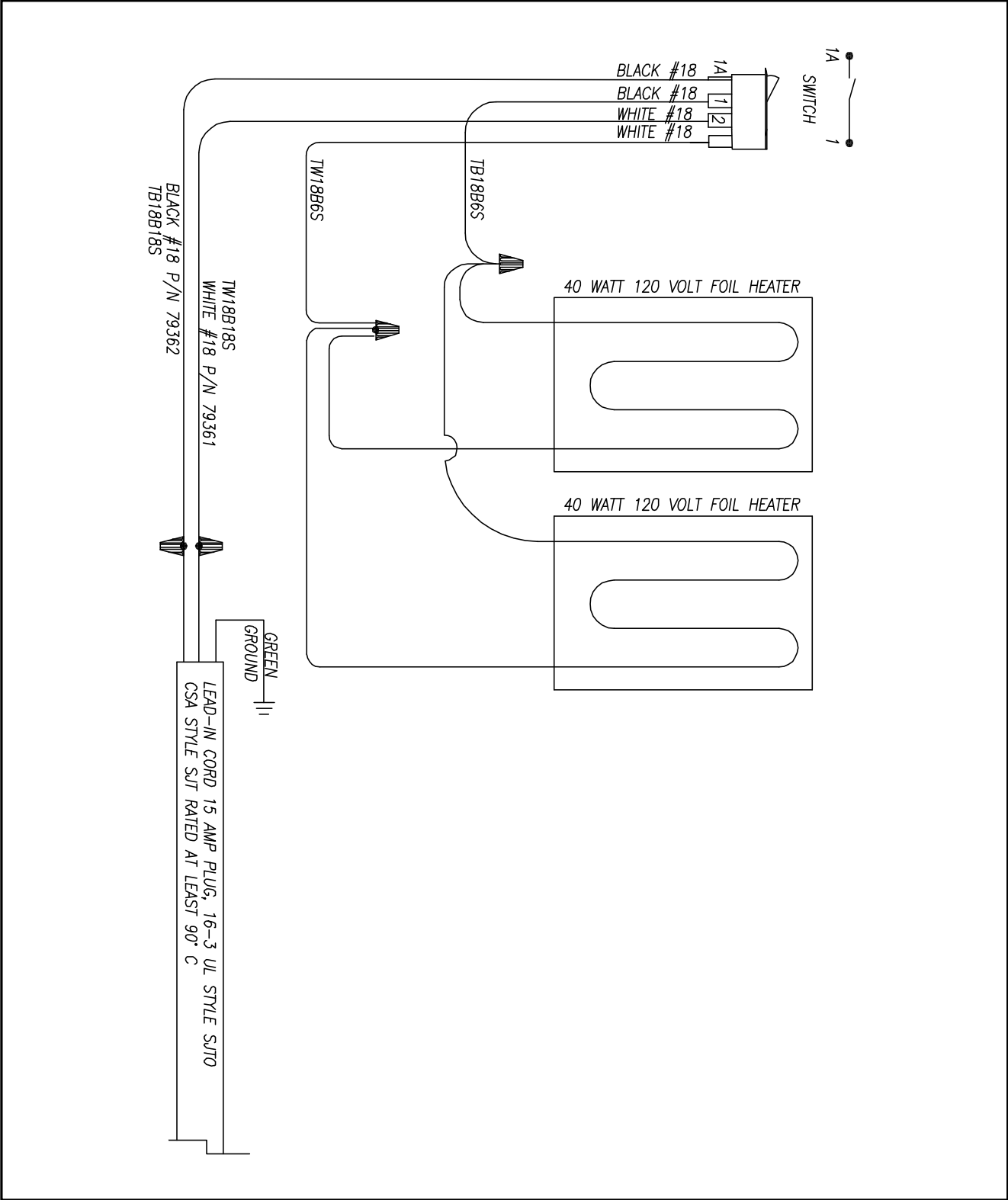


| Item | Part Description | Qty. | Part Number | | |
|------|-------------------------|------|-----------------------|-----------------------|-----------------------|
| | | | 2260 | 2262 | 2264 |
| 1 | ACORN NUT | 8 | 47702 | 49068 | 47702 |
| 2 | WIREWAY (Wiring Guard) | 1 | 12520 | 79317 | 12714 |
| 3 | SNAP BUSHING | 4 | 75328 | 75328 | 75328 |
| 4 | LEAD-IN CORD | 1 | 22038 | 22038 | 22038 |
| 5 | STRAIN RELIEF #SR-6P3-4 | 1 | 76026 | 76026 | 76026 |
| 6 | SWITCH, DPST ROCKER | 1 | 42532 | 42532 | 42532 |



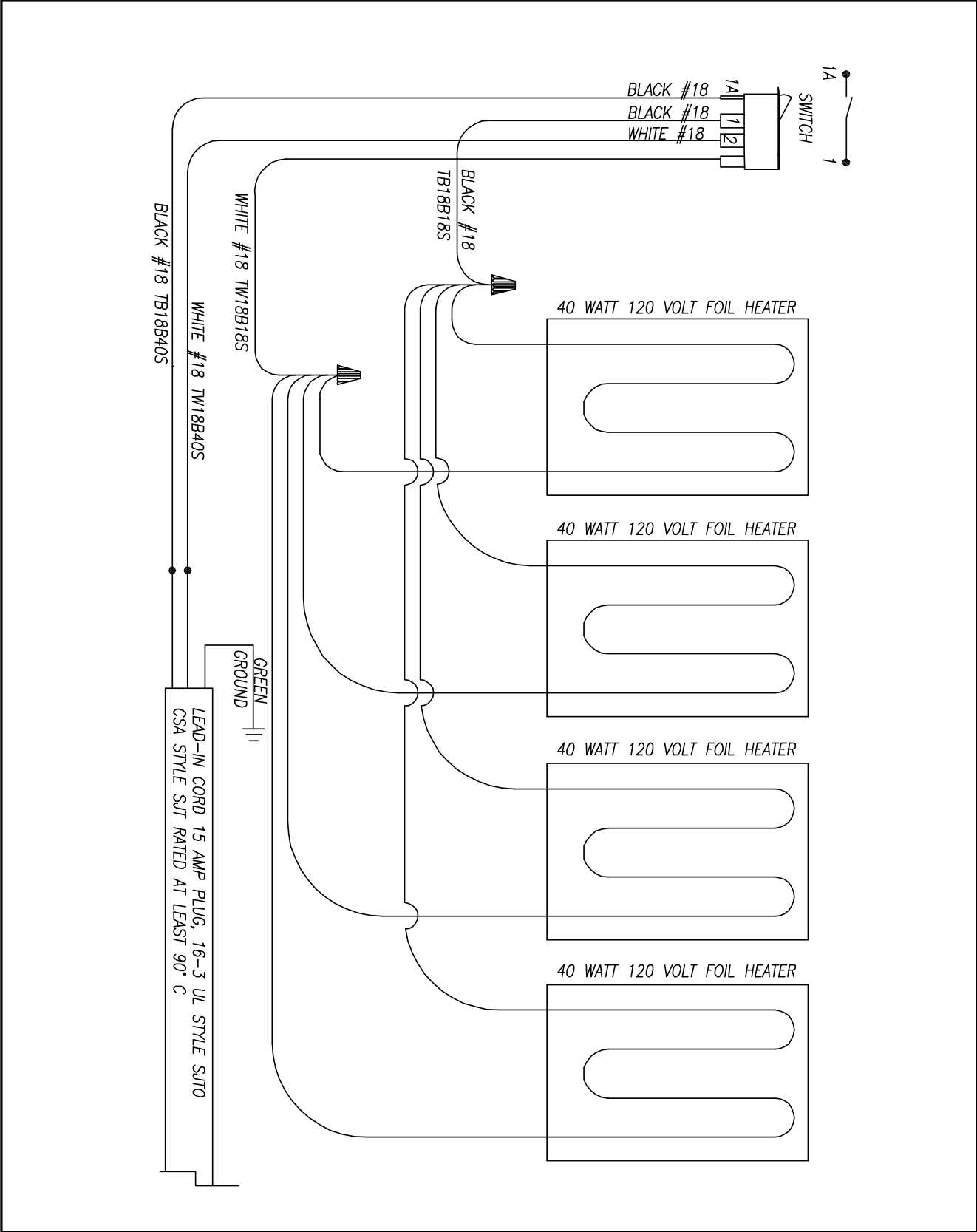
WIRING DIAGRAMS

Model No. 2260



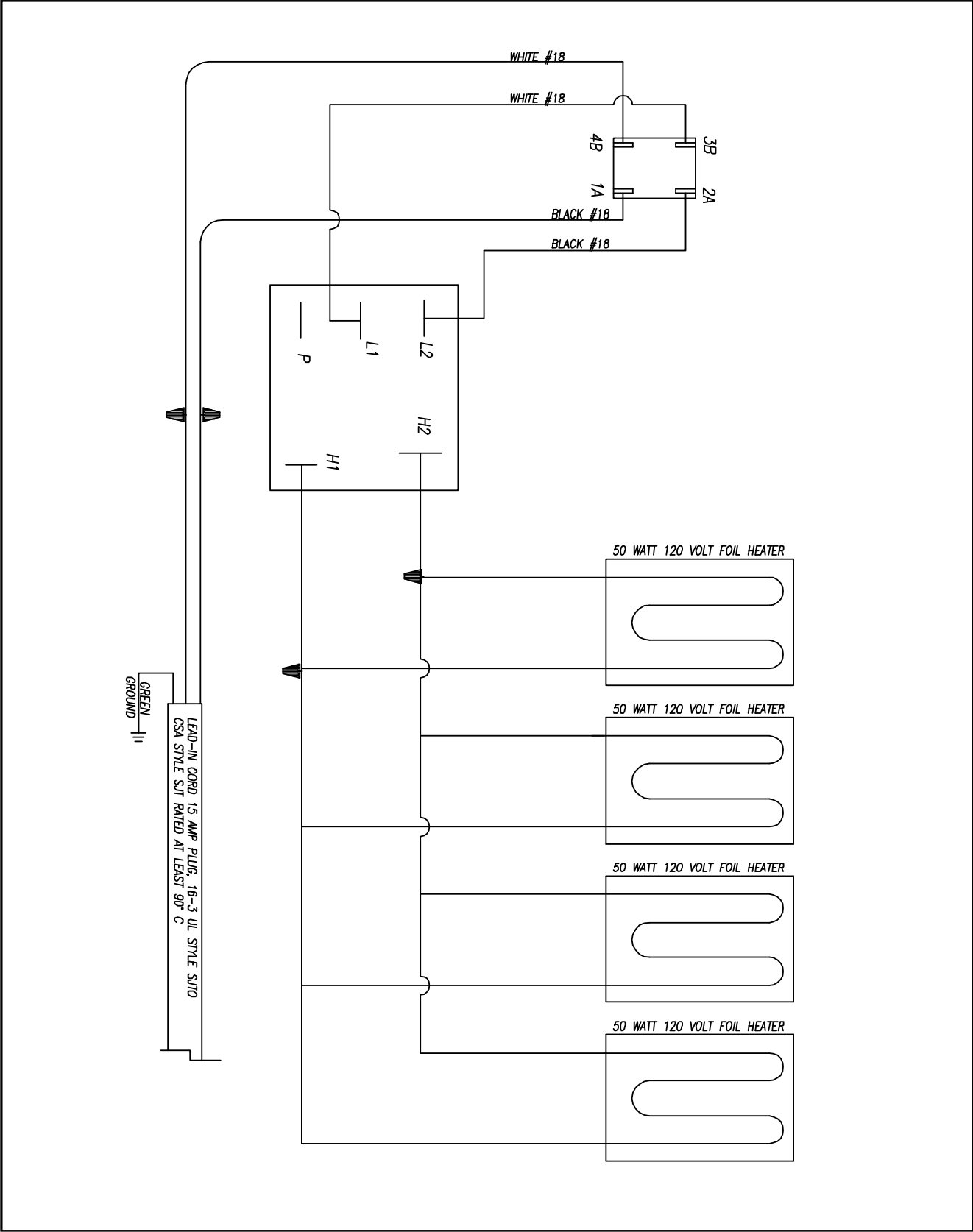


Model No. 2262





Model No. 2264





WARRANTY

Gold Medal Products Co. warrants to the original purchaser each item of its manufacture to be free of defects in workmanship and material under normal use and service. Gold Medal Products Co.'s obligation under this warranty is limited solely to repairing or replacing parts, f.o.b. Cincinnati, Ohio, which in its judgment are defective in workmanship or material and which are returned, freight prepaid, to its Cincinnati, Ohio factory or other designated point. Except for "Perishable Parts" on specific machines, the above warranty applies for a period of two (2) years from the date of original sale to the original purchaser of equipment when recommended operating instructions and maintenance procedures have been followed. These are packed with the machine. Parts warranty is two (2) years, labor is six (6) months.

THIS WARRANTY IS IN LIEU OF ALL OTHER WARRANTIES EXPRESSED OR IMPLIED, AND OF ALL OTHER OBLIGATIONS OR LIABILITIES ON OUR PART, INCLUDING THE IMPLIED WARRANTY OF MERCHANTABILITY. THERE ARE NO WARRANTIES WHICH EXTEND BEYOND THE DESCRIPTION ON THE FACE HEREOF. In no event shall Gold Medal Products Co. be liable for special, incidental or consequential damages. No claim under this warranty will be honored if the equipment covered has been misused, neglected, damaged in transit, or has been tampered with or changed in any way. No claim under this warranty shall be honored in the event that components in the unit at the time of the claim were not supplied or approved by Gold Medal Products Co. This warranty is effective only when electrical items have been properly attached to city utility lines only at proper voltages. This warranty is not transferable without the written consent of Gold Medal Products Co.

The term "Original Purchaser" as used in this warranty shall be deemed to mean that person, firm, association, or corporation who was billed by the GOLD MEDAL PRODUCTS CO., or their authorized distributor for the equipment.

THIS WARRANTY HAS NO EFFECT AND IS VOID UNLESS THE ORIGINAL PURCHASER FIRST CALLS GOLD MEDAL PRODUCTS CO. AT 1-800-543-0862 TO DISCUSS WITH OUR SERVICE REPRESENTATIVE THE EQUIPMENT PROBLEM, AND, IF NECESSARY, FOR INSTRUCTIONS CONCERNING THE REPAIR OR REPLACEMENT OF PARTS.

NOTE: This equipment is manufactured and sold for commercial use only.



GOLD MEDAL[®] PRODUCTS CO.

10700 Medallion Drive, Cincinnati, Ohio 45241-4807 USA

gmpopcorn.com

Phone: (800) 543-0862 Fax: (800) 542-1496
(513) 769-7676 (513) 769-8500